







WALLBASES

<u>Order code</u>	<u>Type</u>	<u>Photo</u>	<u>Dimensions</u>	<u>Pack Qty</u>
PGWPPSKR(-)MD240	Wallbase, straight		2400 x 16 x 80 mm 	6
PGWPPSKRWHITE, white PGWPPSKRPAINT, paintable	Wallbase, straight		2400 x 16 x 80 mm 	6
PGSCOTWHITE, white PGSCOTPAINT, paintable	Beading white & paintable		2400 x 17 x 17 mm 	6

WALLBASES**Product description**

Pergo® wallbases provide you with a matching finish for your floor.

Applications

Wood is the main component for your Pergo floor. The relative humidity (RH) will vary from season to season, and by this it is vital to keep expansion gaps between the Pergo flooring and any fixed object. The floor must be able to expand and contract on all sides. The needed expansion gap mentioned above is described in the installation instructions for the Pergo floor and **MUST** be followed. To finish off this expansion gap Pergo offer a wide range of skirting's and profiles.

More information about the Pergo 5-in-1 moulding can be found on www.pergo.com.

Tips for specific applications of the Pergo® wallbases:

- √ Pergo® straight wallbase (2400 x 16 x 80 mm):
Stylish parquet skirting which enables you to cover up larger expansion joints. The wallbase is also ideal when you want to hide several cables (phone, stereo) behind your skirting.
- √ Pergo® Beading (2400 x 17 x 17 mm):
This beading (white & paintable) camouflages the expansion joint between an existing wallbase and a newly installed Pergo® parquet floor.

Characteristics

- √ With scratch-resistant veneer shell(a)
The durable veneer makes Pergo® skirting boards resistant to scratching and wear.
- √ Quality MDF support (b)
- √ Protected against moisture(c)
The main component of Pergo® skirting boards is wood. The protective layer provides protection against damp so your skirting board remains in perfect condition.
- √ Warranty
Pergo® wallbases are very high quality. The warranty on your Pergo® floor is also valid for Pergo® skirting-boards.
- √ Matching solutions
Pergo® wallbases are available in a design and surface structure that matches your floor perfectly.
- √ Identical structure
Not only the colour of Pergo® Parquet skirting-board but also the structure is identical to that of the floor.

WALLBASES**Instructions**

Pergo® skirting boards can be attached:

- √ With Pergo® Clips
This revolutionary clip system for glueless fixing of wallbases makes installation very easy and up to 50% faster; the skirting is also removable.
- √ With Pergo® Multiglue:
This multipurpose glue has been specially designed for installing Pergo® solutions.

An overview with the possible attaching methods by skirting type with order codes:

<u>Packaging quantity</u>	<u>Pergo® Clips</u> For 15 lm.	<u>Pergo® Multiglue</u> 12 tubes per box
<u>Skirting type</u>	All	All
<u>Order code</u>	PGCLIPS15LM	PGGLUE290